


Revolutionizing Terahertz Science

The Synergy of Machine Learning and Multi-Band
Metamaterial Absorption



In the unfolding chronicle of terahertz science, an article emerges as a beacon of innovation, delving into the intricate world of multi-band metamaterial absorbers (MMAs) and the transformative power of machine learning. Join us as we navigate through the meticulous study, revealing the convergence of cutting-edge technology and scientific prowess.

Navigating the Terahertz Spectrum

This investigation focuses on a multiband metamaterial absorber (MMA) based on machine learning that is specifically designed to redefine terahertz applications. The central objective is an ambitious yet precise mission to optimize simulation efficiency without compromising the accuracy of absorption predictions. With absorption peaks meticulously placed at 2.93, 3.34, 3.88, 4.30, and 5.43 THz this MMA boasts absorption coefficients that underscore a remarkable commitment to precision.




Metamaterials Unveiled

The backdrop to this scientific narrative unfolds in the realm of metamaterials which are artificial structures intricately patterned with sub-wavelength periodic designs, exhibiting unparalleled electromagnetic properties. The storyline gains momentum from the inception of perfect metamaterial absorbers (MMAs) in 2008, evolving into the exploration of multi-band absorption to overcome the limitations of narrow frequency bands. The stage is set for a journey that seamlessly blends material science with artificial intelligence.

Crafting the Future with Precision and Prediction

Two prominent goals guide this scientific exploration: (1) The meticulous development of a Multi-Band Metamaterial Absorber (MMA) and (2) The strategic integration of Machine Learning (ML) for Absorber Behavior Prediction.

In essence a synergy is forged between advanced material science and the predictive capabilities of machine learning algorithms, paving the way for a new frontier of scientific exploration.



Decoding the Science Behind the Marvel

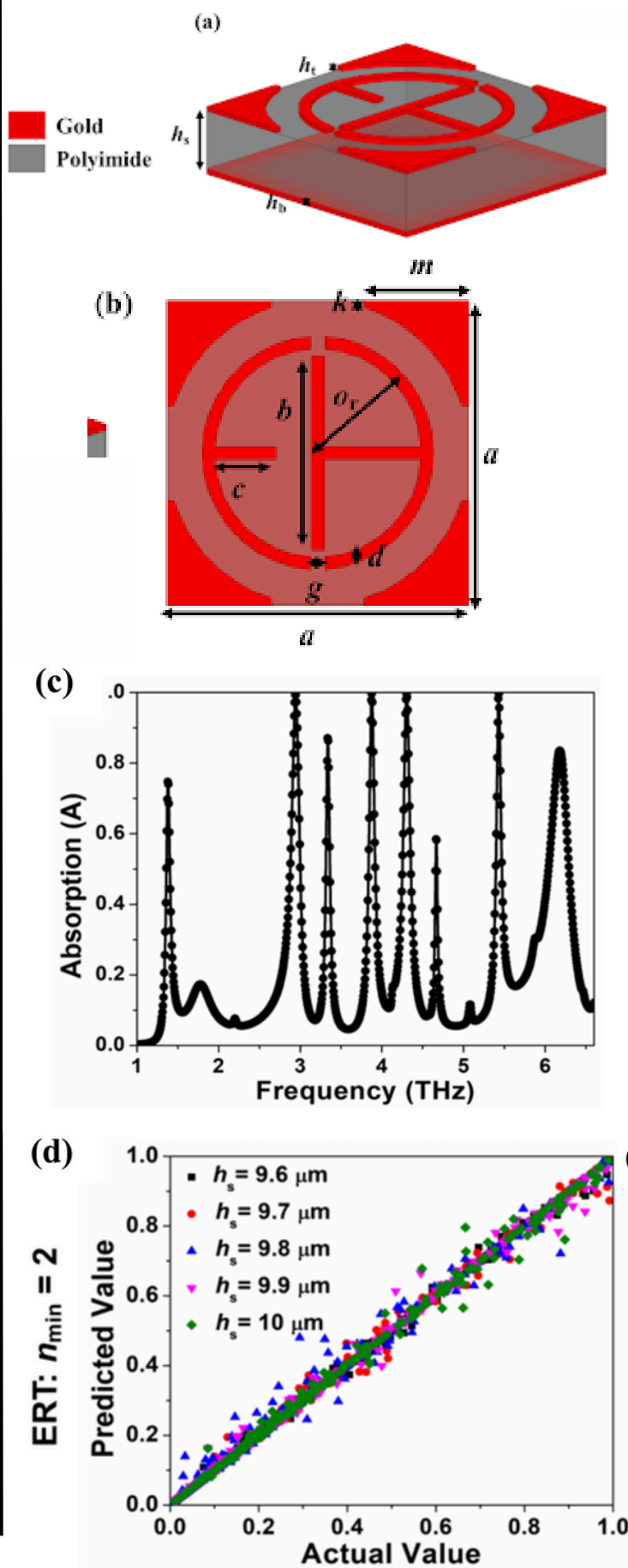
The narrative shifts to the MMA unit cell being an amalgamation of a gold top resonator, a continuous bottom plane and a polyimide substrate acting as the dielectric layer, as depicted in Images (a) and (b). The root lies in evaluating absorption using a formula that accounts for both reflection and transmission.

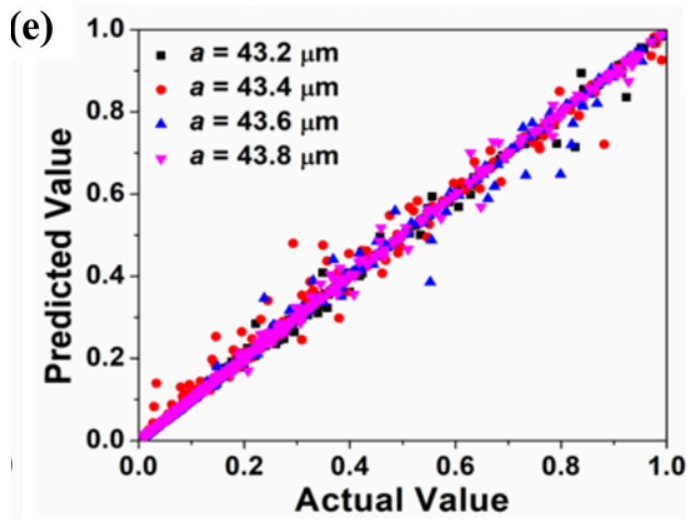
The simulations, facilitated by the High-Frequency Structure Simulator software unfolds with precision through periodic Floquet ports and master-slave boundary conditions. Enter the realm of predictive marvels with the deployment of an Extreme Randomized Tree (ERT) regression model, ushering in efficiency and accuracy in absorption predictions.

The Symphony of Frequencies and Predictive Excellence

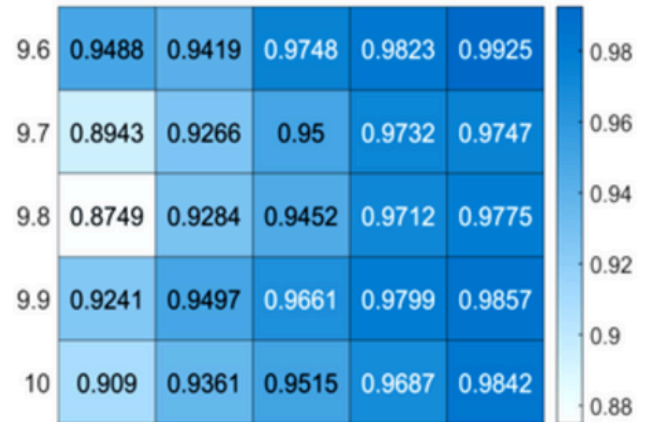
The MMA unit cell resonates with peaks at frequencies such as 2.93, 3.34, 3.88, 4.30, and 5.43 THz, and 6.18 THz, as shown in the Image (c), each accompanied by absorptivity percentages that defy convention. Full Width at Half Maximum (FWHM) bandwidth and Quality (Q) factor at 4.30 THz as mentioned in the image below of Absorption Spectra, underscore the superior performance of the MMA.

Scatter plots of predicted versus actual (simulated) absorbance values for various substrate thicknesses ranging from 9.6 to 10 μm and periodic dimensions for $n_{\text{min}}=2$ in TC-50 are shown in Images (d) and (e). The scientific canvas is adorned with scatter plots, heat maps and comparative charts, each illustrating the ERT model's predictive prowess, transforming absorbance forecasting into a precise science.





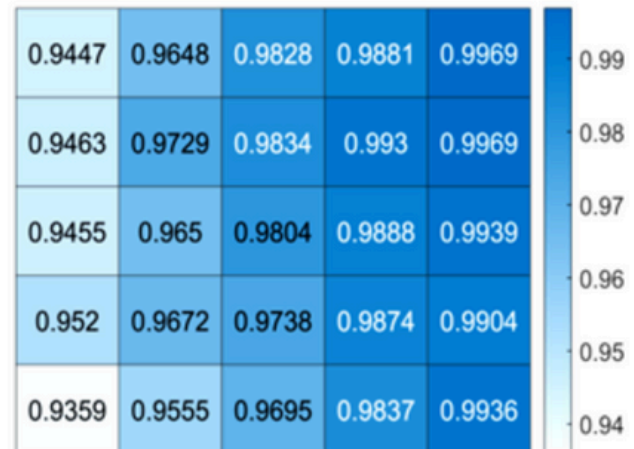
Test Case: 30%



Unveiling the Scientific Elegance

Another area of interest would be the reduction in simulation resources, a testament to the efficacy of the ERT model. Image (f) shows the Adjusted R2 scores scaling to 1 for smaller values, demonstrating the model's accuracy and promising a 70% reduction in MMA design simulation time. Image (g) and (h) show a comparative bar chart of the MSE and MAPE produced, respectively, for various h_s values during TC- 50 of the ERT model. The discussion unfolds, emphasizing not just the numerical achievements but the potential implications of this MMA in biomedical setups, particularly for sensing purposes.

Test Case: 40%

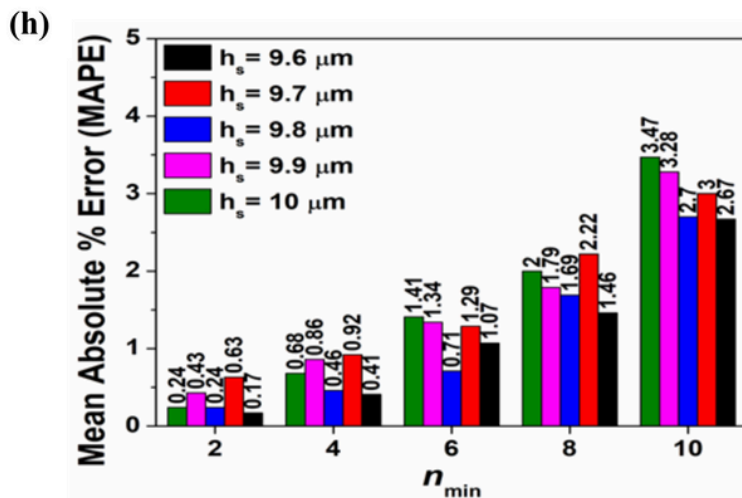
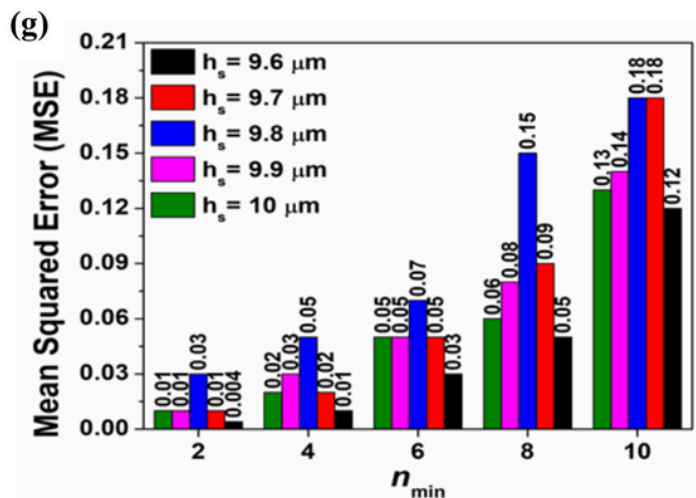


Test Case: 50%



For Further Read, Scan!





Paving the Scientific Road Ahead

As we catch our breath from the scientific expedition, the article teases future endeavors. The exploration of design parameters to enhance performance, validation experiments to breathe life into the model and the prospect of MMA in biomedical sensing for medical diagnostics beckon scientific minds to continue the journey into uncharted territories. In the realm of scientific discourse, this article is not a mere glimpse into the present, it's an invitation to peer into the future. The fusion of machine learning and metamaterials has unveiled a terahertz marvel that promises to redefine the boundaries of scientific discovery.

In this intricate dance of technology and imagination, a new chapter unfolds, leaving scientists poised at the threshold of a scientific frontier yet to be fully explored.



Article By
Dr. Prince Jain
Parul University